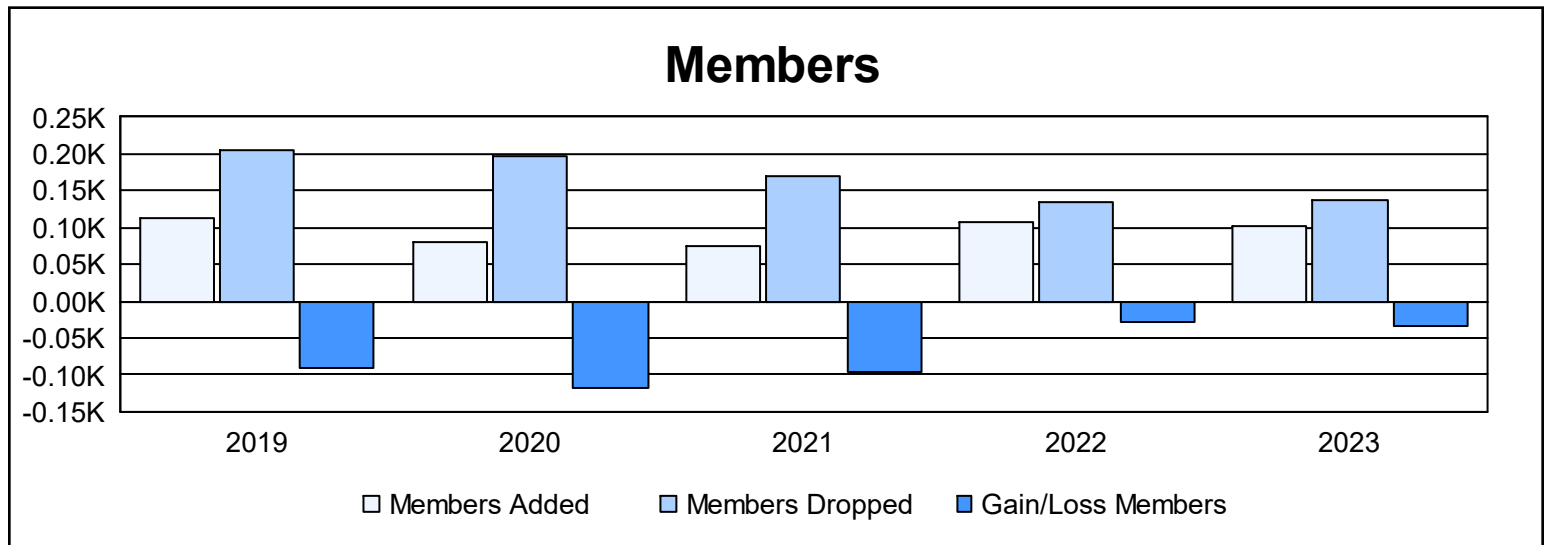
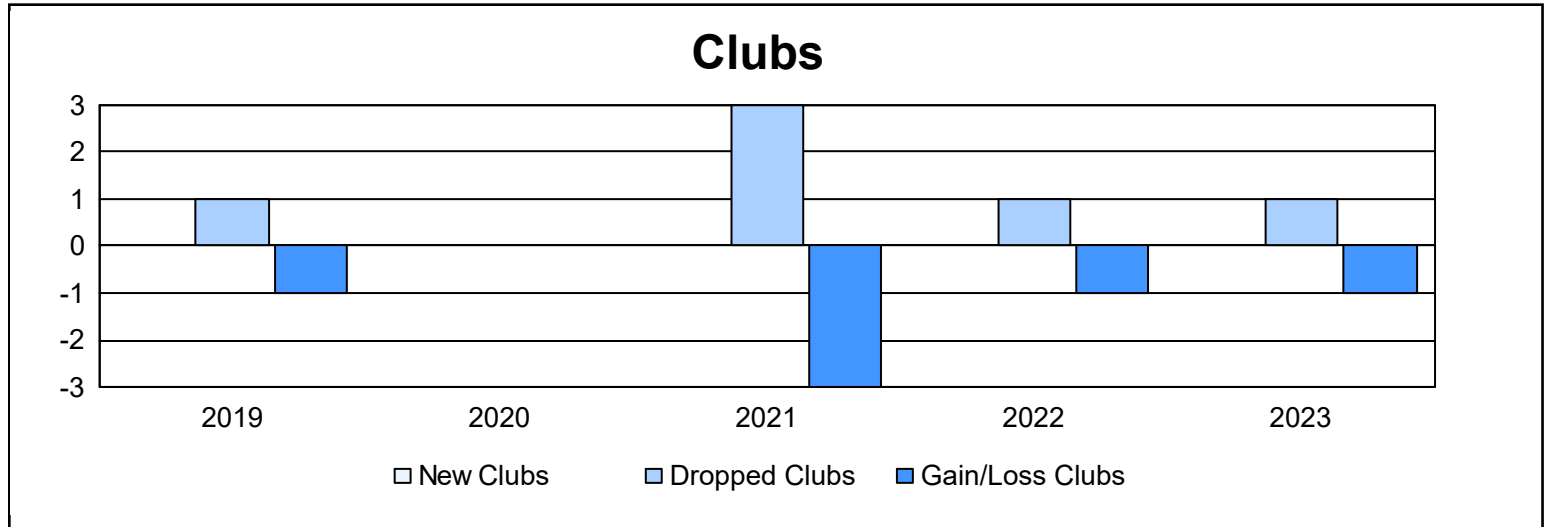
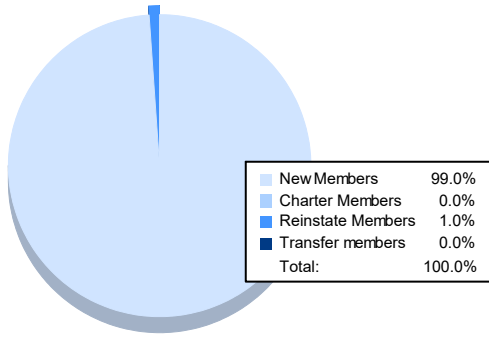


| Year | New Clubs | Dropped Clubs | Gain/ Loss Clubs | New Members | Charter Members | Reinstate Members | Transfer Members | Total Member Added | Total Members Dropped | Gain/ Loss Members |
|----------------|-----------|---------------|------------------|-------------|-----------------|-------------------|------------------|--------------------|-----------------------|--------------------|
| 2018-2019 | 0 | 1 | -1 | 107 | 0 | 2 | 5 | 114 | 205 | -91 |
| 2019-2020 | 0 | 0 | 0 | 75 | 0 | 4 | 2 | 81 | 198 | -117 |
| 2020-2021 | 0 | 3 | -3 | 73 | 0 | 2 | 1 | 76 | 171 | -95 |
| 2021-2022 | 0 | 1 | -1 | 98 | 0 | 5 | 4 | 107 | 134 | -27 |
| 2022-2023 | 0 | 1 | -1 | 101 | 0 | 1 | 0 | 102 | 136 | -34 |
| Average | 0 | 1 | -1 | 91 | 0 | 3 | 2 | 96 | 169 | -73 |



Membership Composition June 2023 Cumulative



Gender Composition June 2023 Cumulative

